










## Alps25 and the Award / Badge Programme

This note provides guidance to participants on how attendance at the event can support you in achieving elements of your badges and awards. It is important that you let your usual section leaders and your Alps25 Unit Leaders know what you would like to achieve so that they can support you and record your achievements along the way.

**Aspects in green show what has been covered with the Alps25 event.**

Badge/Award	Notes	More information
Nights Away	Count all the nights of your training camp (if not added separately on OSM already), travel to camp and back to the UK. Add these to the <b>11 nights</b> on camp in France	 <a href="#">Nights Away Staged activity badge</a>
Union Jack badge	The Union Flag badge may be worn on uniform when taking part in a Scouts visit abroad or a Scouts-based international activity. <b>Once worn, the badge may then be worn indefinitely.</b>	
Climber badge	<p>1. Complete at least four different climbs, each of which should be listed in a climbing guidebook. <b><i>If you took part in climbing and climbed at least 4 climbs you can mark this as completed. If you did less than 4 climbs on the Alps trip record how many you did so you can add this to future climbs you do.</i></b></p> <p>2. Know how to put on a harness and helmet, and the calls used in climbing. <b><i>If you took part in climbing or belaying on the Alps trip you can mark this as completed.</i></b></p> <p>3. Understand and demonstrate the proper use of a belay device. <b><i>If you successfully belayed a climber at least 3 times on the Alps trip you can mark this as completed.</i></b></p> <p>7. Abseil down a face of not less than 15 metres using a safety rope. <b><i>If you completed an abseil on the Alps trip you can mark this as completed.</i></b></p>	 <a href="https://www.scouts.org.uk/explorers/activity-badges/climber/">https://www.scouts.org.uk/explorers/activity-badges/climber/</a>
Time on the Water Badge	<p><b>Scouts and Explorers:</b> Each session should last around 2 to 3 hours. Each activity on the water will count towards your staged Award Those who attended the two days of training have already accumulated 4 sessions.</p> <p>Water activity 2 day training = 4 sessions</p>	 <a href="#">Time on the Water Staged Activity Badge   Scouts</a>

	<p>Water activity day = 1 session  White water rafting = 1 session  Sup = 1 session.  <b>Total 7 sessions if attended all</b></p>	
<p>Nautical Skills Staged activity badge</p>	<p>Participation in the water activity day will count towards this badge</p> <p><b>Level 1</b> – completed with Alps water activity training days April 2025</p> <p><b>Level 2</b> completed with Alps water activity training days April 2025</p> <p><b>Level 3.-discuss points 2-8 with your leader to gain the badge</b></p> <ol style="list-style-type: none"> <li><b>Take part in at least two one-hour taster sessions in two different water based activities.</b></li> </ol> <p>By the end of the session you should be competent at controlling your craft. You could try:</p> <ul style="list-style-type: none"> <li><b>Canoeing</b></li> <li><b>rafting</b></li> </ul> <ol style="list-style-type: none"> <li><b>Show that you know how to act safely in your chosen activity if you are involved in a capsized or man overboard situation.</b></li> <li><b>Show how to check water depth using a method appropriate to your activity so that you don't ground or beach.</b></li> </ol> <p>Try a method normally used in your activity.</p> <ol style="list-style-type: none"> <li><b>Show how to tie a clove hitch, a bowline knot, and a round turn and two half-hitches.</b></li> </ol> <p>Explain when these would be used.</p> <ol style="list-style-type: none"> <li><b>Name the parts of one type of watercraft.</b></li> <li><b>Demonstrate and explain what clothing is suitable for your chosen activity.</b></li> <li><b>Explain the basic safety rules that apply to your chosen activity.</b></li> <li><b>Explain the difference between a buoyancy aid and a life jacket, when each should be used and how they function.</b></li> </ol> <p>Show how they are worn.</p>	 <p><a href="https://www.scouts.org.uk/staged-badges/nautical-skills/stage-1">https://www.scouts.org.uk/staged-badges/nautical-skills/stage-1</a></p>
<p>Paddle Sports Badge</p>	<p>Participation in the water activity day will count towards this badge (don't forget to include attendance at our training sessions in the UK if you attend those)</p> <p><b>Stage 1 +2</b> completed with Easter training weekend.</p> <p><b>Stage 3</b> completed with Standup Paddleboard half-day providing you fell in the water.</p>	 <p><a href="#">Paddle Sports Staged Activity Badge   Scouts</a></p>
<p>International Badge</p>	<p>Taking part in the cultural programme will get you started on this badge</p> <ol style="list-style-type: none"> <li><b>Complete four of these activities:</b> <ol style="list-style-type: none"> <li>Choose a country and explore their traditions and culture around food and dining. Recreate a dining experience relating to your chosen country for your leaders, parents or another section.</li> </ol> </li> </ol>	 <p><a href="#">Explorers International Activity</a></p>

	<p>b. Organise an activity for your Unit or a younger section that explores another country's national celebration, festival or event (eg. Mela, Republic Day India, Chinese New Year)</p> <p>c. Explore aspects of another country's culture such as their greetings, religion and approach to gender. You could play a cultural simulation game or discuss the similarities and differences with culture in the UK.</p> <p><b>d. Take part in an international Scouting experience such as an international jamboree, setting up an international link, or a Jamboree on the Air (JOTA)-Jamboree on the Internet (JOTI) event.</b></p> <p>e. Showcase a form of art or culture from another country. You could create a display of art you have researched or created yourself, or put on a cultural performance.</p> <p>f. Participate in an event with an international theme. Discuss your experience with your Unit.</p>	<p><a href="#">Badge   Scouts</a></p>
<p>Hikes away Badge</p>	<p>Participation in the hillwalking activity / mountain biking add sessions for this badge. Don't forget to include the Hill walking training day.</p> <p><b>1. Explorers</b></p> <p>Each hike or journey must involve at least five hours of activity and a purpose, which you will agree with your leader. The sorts of activity that count as a hike away include:</p> <ul style="list-style-type: none"> <li>hill walking x 2, 1 in Alps 25 and 1 for training day</li> </ul>	 <p><a href="https://www.scouts.org.uk/staged-badges/hikes-away/">https://www.scouts.org.uk/staged-badges/hikes-away/</a></p>
<p>Platinum Award</p> <p>Diamond Award</p> <p>King's Scout Award</p>	<p><b>Explorers:</b></p> <p><b>Attendance contributes to Night Away total</b></p> <p>Attendance will count towards the element of the ICV List-</p> <ul style="list-style-type: none"> <li><b>International:</b> Take an active part in a camp in another country (for example, a jamboree or moot) and present your experience to your Unit, Scout Network, or another relevant audience, such as another section. (all 3 levels)</li> <li><b>Community :</b>Service and Community day can count toward Platinum/Diamond community ICV List for the bullet: Complete any activity of a similar nature agreed beforehand and registered with your mentor.</li> </ul> <p><b>Delivery team / Unit leaders you could use it for:</b></p> <ul style="list-style-type: none"> <li><b>International ICV:</b> Take an active part in an international camp in the UK in a role other than being a participant.</li> <li><b>Community ICV:</b> Take an active role in <a href="#">growing and developing Scouts in your local community-</a> role on delivery team was key to retain YPs in Scouting and giving the chance to further their activity skills and obtain activity permits</li> <li><b>If Unit leader-</b> it could be used for the volunteering section</li> </ul> <p><b>The Alps event can only be used for one ICV.</b></p>	 <p><a href="#">Chief Scout's Platinum Award   Scouts</a></p> <p><a href="#">Explorers Chief Scout's Diamond Award   Scouts</a></p> <p><a href="#">Kings Scout Awards</a></p>

Other badges you might have completed in the lead up to the event- talk to your leader !

Fundraising <https://www.scouts.org.uk/explorers/activity-badges/fundraising/>

Money skills <https://www.scouts.org.uk/explorers/activity-badges/money-skills/>

